


## DIY Indoor Vertical Herb Garden


<http://survivalife.com/2014/04/11/indoor-vertical-herb-garden/>

Herb gardens can be a fun and easy step into the world of gardening. And spring has sprung, making many of us feeling the urge to garden. Unfortunately, not everyone has an abundance of outdoor space to garden with. Our solution to this problem? A space-saving, indoor-friendly, [hanging herb garden](#). To create your garden, you need not go and buy an expensive indoor herb garden kit. This easy DIY turns a few easy-to-find materials into a great indoor vertical herb garden planter that can fit in even the tiniest of spaces. This is also a great idea if you'd like to master indoor gardening so that you have fresh herbs no matter the season! The instructional video from HomeMade Modern can be found at the bottom of this page.

### Materials:



**Cut your boards and drill holes for rope and pots:**







**Sand your boards:**






**String rope and hang your garden:**





**Secure your boards with zip ties:**



**Place your plants and enjoy the finished product!**





